

ASSEMBLY

- ① Download and print (or trace from the screen), the MojiPops family logos You will need 6 copies of each logo.**
- ② Download and print (or trace from the screen), the 3 dice and add the logos with the families, body parts and expressions.**
- ③ Place the logos of the families on the floor, forming 4 rows, 6 logos each equal.**


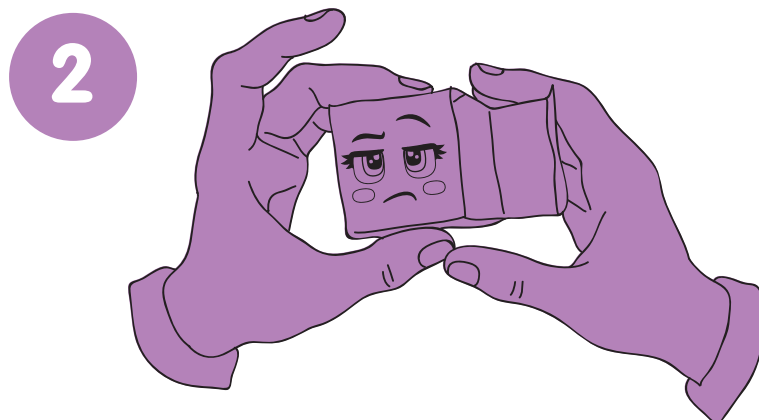
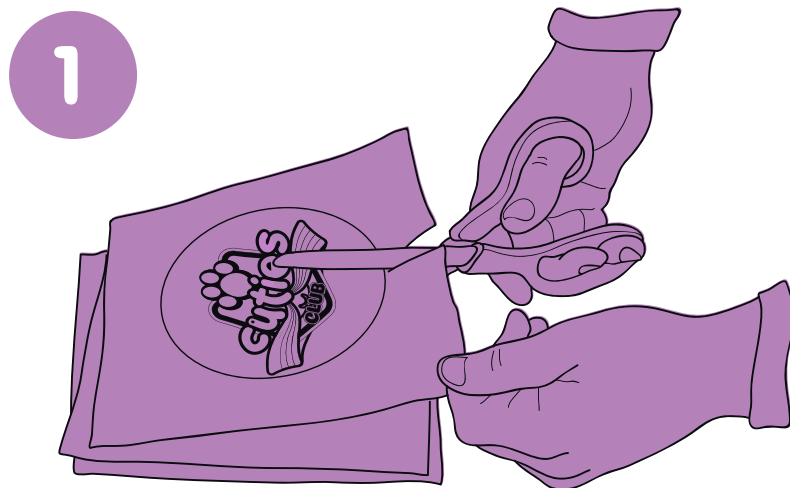
TO PLAY!

- 1. Roll the 3 dice. One for the family logo, one for body part (hand or foot) to place on the logo and one with expression to imitate.**
- 2. Place your hand or foot depending on the dice roll on the family logo and imitate the expression that has come out on the die in order to continue playing.**
- 3. The next player does the same.**
- 4. When it's the first player's turn again, they roll the dice and has to replace the part of the body indicated by the logo that has appeared on the dice. If it is not the same hand or the same foot, you must leave it where it is and place what the dice indicates on that turn. And so on.**
- 5. Whoever falls loses!**


DICES

(dice icon): Roll again!


(? icon): You choose which hand or foot to move.



X6



X6



X6

